

Harrison County, Texas

Auditor's Report



For the Month Ending

June 2018

Becky Haynes
Harrison County Auditor



OFFICE OF
COUNTY AUDITOR
HARRISON COUNTY COURTHOUSE
ROOM 326
MARSHALL, TEXAS 75670

August 13, 2018

Honorable District Judge of the 71st District Court and
Honorable Members of the Harrison County Commissioners Court:

The unaudited and unadjusted Monthly Financial Report of Harrison County, Texas for the month ending June 30, 2018 is submitted herewith. This report is submitted as required by Section 114.024 and 114.025 of the Texas Local Government Code and was prepared by the County Auditor.

From month to month the report may change content in order to provide new or additional information.

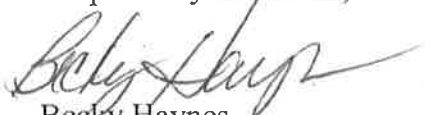
The Monthly Financial Report is presented in the following sections:

- Schedule of Fund Balances for all Funds
- Schedule of Comparative Data for General Fund and Road & Bridge Fund
- Schedule of Receipts and Disbursements by Fund including Budget information
- Schedule of Outstanding Debt

The Required Financial Schedules section presents certain financial data that is required by state statute.

Should you have any questions concerning this report, please contact me.

Respectfully submitted,


Becky Haynes
County Auditor

HARRISON COUNTY, TEXAS
FY18 Unaudited and Unadjusted Fund Balances
June 2018

Fund	06-01-18 Fund Balance	Total Revenues	Total Expenses	Transfers	06-30-18 Fund Balance
100 - GENERAL FUND	\$5,310,680	\$18,770,447	\$14,239,936		\$9,841,191
110 - JURY FUND	\$32,613	\$209,628	\$147,553		\$94,688
120 - HARRISON CO BAIL BOND BOARD	\$16,466	\$1,640	\$0		\$18,106
130 - PROTESTED PROPERTY TAX FUND	\$3,236	\$5,148	\$0		\$8,384
140 - ROAD & BRIDGE FUND	\$352,027	\$4,618,889	\$2,431,678		\$2,539,238
145 - ROAD DAMAGE FUND	\$295,359	\$0	\$18,131		\$277,228
150 - BAIL BOND SURETY FUND	\$102,996	\$0	\$0		\$102,996
160 - PERMANENT SCHOOL FUND	\$105,533	\$3,442	\$0		\$108,974
180 - EMERGENCY OPERATION FUND	\$5,714	\$5	\$0		\$5,719
200 - ELECTION CONTRACTS FUND	\$38,368	\$27,285	\$25,950		\$39,703
220 - CONSTABLES-TRAIN/FORF FUND	\$12,858	\$4,128	\$3,437		\$13,549
240 - AIRPORT MAINTENANCE FUND	\$218,604	\$111,594	\$98,765		\$231,432
260 - TAX COLL. V.I.T. FUND	\$99,354	\$11,241	\$1,420		\$109,174
270 - HARRISON COUNTY YOUTH ENRICHMEI	\$79,809	\$63,173	\$71,422		\$71,559
280 - CAPITAL MURDER FUND	\$49,082	\$0	\$0		\$49,082
300 - JUSTICE TECHNOLOGY FUND	\$203,679	\$22,308	\$6,800		\$219,187
310 - DISTRICT COURT TECHNOLOGY	\$34,499	\$5,344	\$0		\$39,842
320 - COUNTY COURT TECHNOLOGY FUND	\$3,184	\$1,382	\$0		\$4,565
330 - CASE MANAGER FUND	\$36,497	\$21,376	\$6,432		\$51,441
410 - LAW LIBRARY FUND	\$70,422	\$28,561	\$28,174		\$70,808
450 - JUVENILE SERVICES FUND	\$346,680	\$1,126,388	\$862,445		\$610,623
460 - JUVENILE GRANT FUND	\$9,390	\$492,805	\$417,701		\$84,495
470 - STAR BOOT CAMP FUND	\$70	\$0	\$0		\$70
480 - TITLE IV-E FUND	\$0	\$0	\$0		\$0
490 - COUNTY GRANT FUND	\$42,245	\$8,438	\$3,558		\$47,125
500 - RECORDS PRESERVATION	\$116,190	\$134,162	\$54,400		\$195,951
510 - COUNTY RECORDS PRESERVATION	\$193,420	\$15,560	\$2,250		\$206,730
511 - RECORD ARCHIVES FUND	\$89,653	\$98,714	\$0		\$188,367
512 - VITAL ARCHIVES FUND	\$12,074	\$2,781	\$0		\$14,855
513 - DISTRICT CLERK RECORDS MGM.	\$73,220	\$4,493	\$16,000		\$61,712
514 - DC PRESERVATION HB3637 FUND	\$65,894	\$4,610	\$0		\$70,503
515 - CC PRESERVATION HB3637 FUND	\$34,024	\$2,900	\$1,052		\$35,873
550 - SECURITY FUND	\$2	\$31,933	\$61,394		(\$29,459)
551 - SUB-COURTHOUSE SECURITY FUND	\$71,113	\$4,964	\$0		\$76,077
560 - COURT-INITIATED GUARDIANSHIP FUNI	\$33,391	\$3,520	\$0		\$36,911
570 - 6TH COURT OF APPEALS FUND	\$900	\$0	(\$388)		\$1,288
610 - CH JAIL INT. & SINK. FUND	\$4,972	\$935,648	\$977,186		(\$36,566)
700 - ELEVATOR FUND	\$0	\$0	\$0		\$0
710 - PERMANENT IMPROVEMENT FUND	\$217,497	\$482,091	\$232,105		\$467,482
720 - JAIL CONSTRUCTION FUND	\$1	\$1	\$0		\$2
730 - COURTHOUSE CONSTRUCTION	\$5,484	\$0	\$0		\$5,484
740 - TOBACCO SETTLEMENT FUND	\$385,299	\$31,047	\$47,200		\$369,146
750 - COURTHOUSE MAINTENANCE	\$284,834	\$0	\$11,051		\$273,783
850 - OPEB TRUST FUND	\$1,274,618	\$96,252	\$5,103		\$1,365,767
880 - OFFICIAL'S AGENCY FUND	\$0	\$0	\$0		\$0
890 - DA SPECIAL FUND	\$212,654	\$32,623	\$37,231		\$208,046
940 - EMPLOYEE BENEFIT TRUST FUND	(\$102,651)	\$2,544,863	\$2,553,654		(\$111,442)
TOTALS	\$10,441,953	29,959,381	22,361,642	\$0	\$18,039,692

HARRISON COUNTY, TEXAS

General Fund revenues for fiscal year 2018 to date total \$18,770,447 in comparison to \$16,920,262 in fiscal year 2017, an increase of \$1,850,185 or 10.93%. The table below reflects the year-to-date trend of General Fund revenues through June 2018 in comparison to the same period last fiscal year.

Year-To-Date General Fund Revenue
With Comparative Totals for Fiscal Year 2018

Revenue By Source	FY 2018 Amount	FY 2017 Amount	Change from 2017	Percent Change From 2017
Ad Valorem Taxes	16,432,332	14,992,361	1,439,972	9.60%
Miscellaneous Taxes	21,789	15,322	6,467	42.21%
Licenses & Permits	51,115	55,150	(4,035)	-7.32%
Fines & Forfeitures	25,320	18,700	6,620	35.40%
Intergovernmental	412,215	351,523	60,692	17.27%
Charges for Services	1,425,202	1,168,439	256,763	21.97%
Investment Earnings	72,429	41,497	30,932	74.54%
Miscellaneous	330,044	277,269	52,775	19.03%
Other Financing Sources	0	0	0	NA
Total Revenue	18,770,447	16,920,262	1,850,185	10.93%

General Fund expenditures for fiscal year 2018 to date total \$14,239,936 in comparison to \$13,816,848 in fiscal year 2017, an increase of \$423,089 or 3.06%. The table below reflects the year-to-date trend of General Fund expenditures through June 2018 in comparison to the same period last fiscal year.

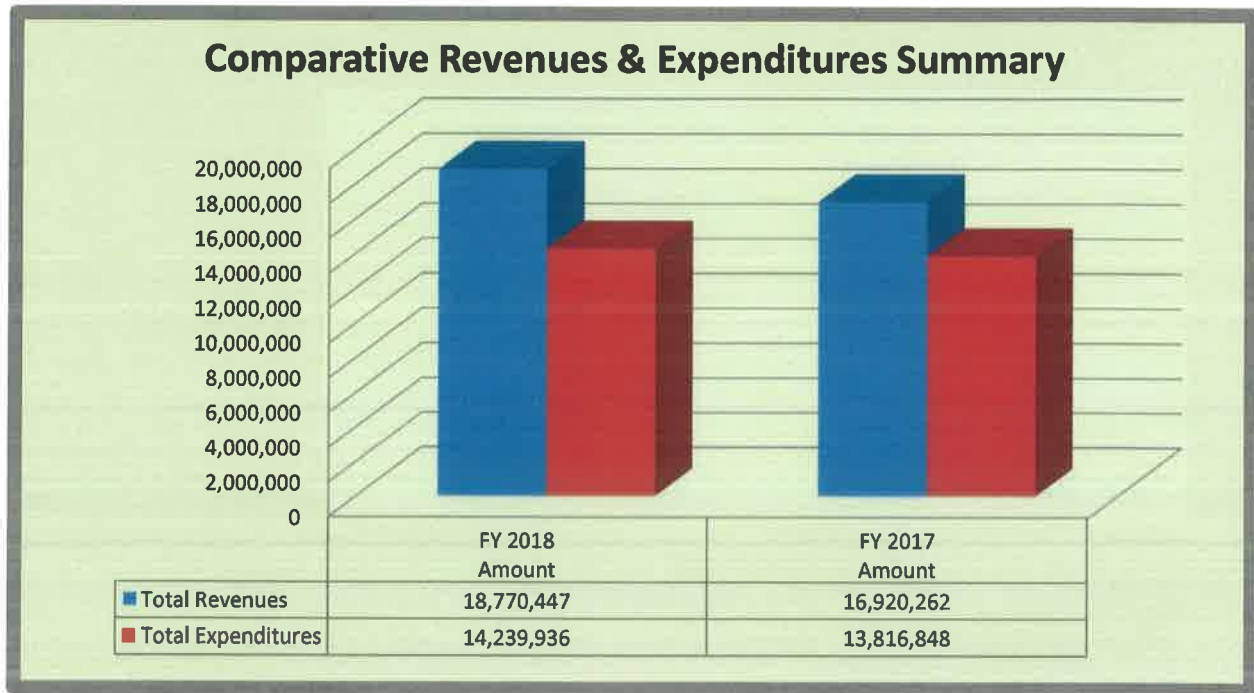
Year-To-Date General Fund Expenditures
With Comparative Totals for Fiscal Year 2018

Expenditures by Function	FY 2018 Amount	FY 2017 Amount	Change from 2017	Percent Change From 2017
General Administration	3,323,191	3,264,187	(59,004)	-1.81%
Judicial	984,893	982,806	(2,087)	-0.21%
Legal	1,207,252	1,292,838	85,585	6.62%
Elections	186,827	213,289	26,463	12.41%
Financial Administration	1,140,634	1,144,346	3,712	0.32%
Public Facilities	612,521	636,090	23,569	3.71%
Public Safety	5,729,558	5,710,199	(19,359)	-0.34%
Health and Welfare	815,869	373,319	(442,549)	-118.54%
Culture and Recreation	68,951	63,885	(5,066)	-7.93%
Conservation	129,742	135,288	5,547	4.10%
Public Service	40,500	601	(39,899)	-6638.77%
Total Expenditures	14,239,936	13,816,848	(423,089)	-3.06%

HARRISON COUNTY, TEXAS

Year-To-Date General Fund Revenues and Expenditures Summary
With Comparative Totals for Fiscal Year 2018

	FY 2018 Amount	FY 2017 Amount	Change from 2017	Percent Change From 2017
Total Revenues	18,770,447	16,920,262	1,850,185	10.93%
Total Expenditures	14,239,936	13,816,848	(423,089)	-3.06%
Revenues over (under) Expense	4,530,511	3,103,414	1,427,097	



HARRISON COUNTY, TEXAS

Road & Bridge Fund revenues for fiscal year 2018 to date total \$4,618,889 in comparison to \$3,944,331 in fiscal year 2017, an increase of \$674,558 or 17.10%. The table below reflects the year-to-date trend of Road & Bridge Fund revenues through June 2018 in comparison to the same period last fiscal year.

Year-To-Date Road & Bridge Fund Revenue
With Comparative Totals for Fiscal Year 2018

Revenue By Source	FY 2018 Amount	FY 2017 Amount	Change from 2017	Percent Change From 2017
Ad Valorem Taxes	1,586,892	2,499,846	(912,954)	N/A
Licenses & Permits	806,577	712,676	93,901	13.18%
Fines & Forfeitures	663,328	636,374	26,954	N/A
Intergovernmental	109,708	72,207	37,501	51.93%
Charges for Services	0	0	0	N/A
Investment Earnings	0	0	0	N/A
Miscellaneous	1,452,384	23,228	1,429,155	N/A
Other Financing Sources	0	0	0	N/A
Total Revenue	4,618,889	3,944,331	674,558	17.10%

Road & Bridge Fund expenditures for fiscal year 2018 to date total \$2,431,678 in comparison to \$2,484,312 in fiscal year 2017, a decrease of \$52,634 or 2.12%. The table below reflects the year-to-date trend of Road & Bridge Fund expenditures through June 2018 in comparison to the same period last fiscal year.

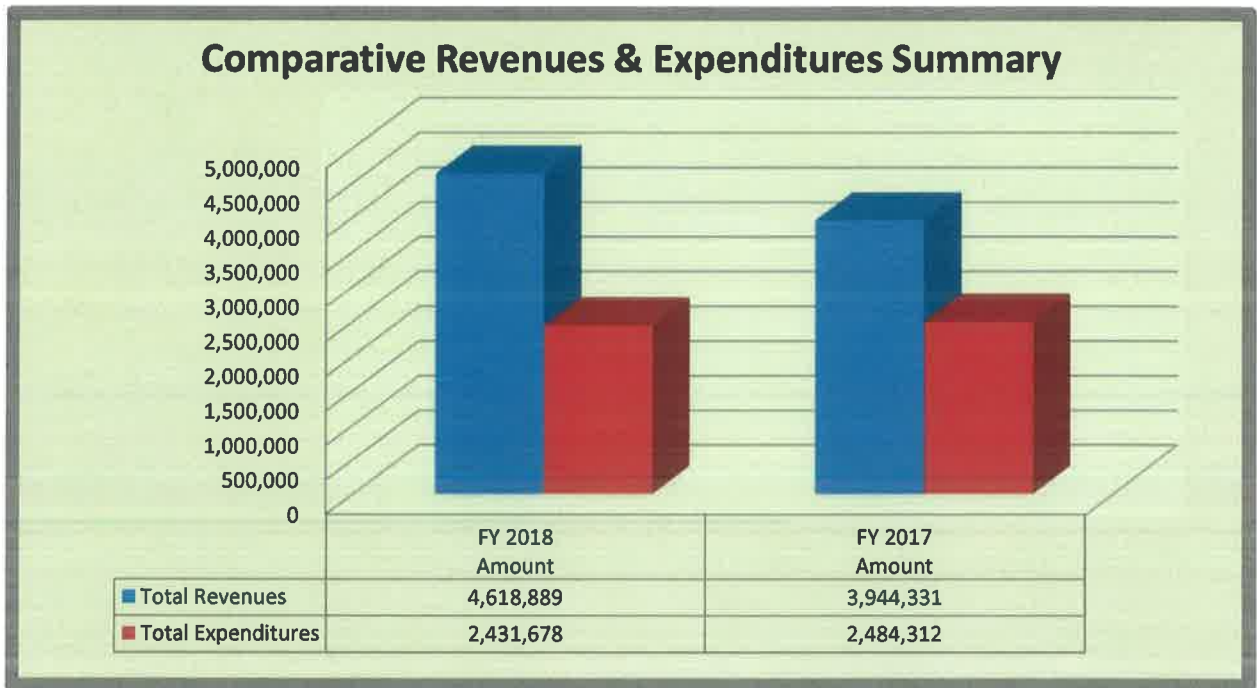
Year-To-Date Road & Bridge Fund Expenditures
With Comparative Totals for Fiscal Year 2018

Expenditures by Function	FY 2018 Amount	FY 2017 Amount	Change from 2017	Percent Change From 2017
General Administration	1,699,958	1,696,137	(3,822)	-0.23%
Public Transportation	731,719	788,175	56,456	7.16%
Total Expenditures	2,431,678	2,484,312	52,634	2.12%

HARRISON COUNTY, TEXAS

Year-To-Date Road & Bridge Fund Revenues and Expenditures Summary
With Comparative Totals for Fiscal Year 2018

	FY 2018 Amount	FY 2017 Amount	Change from 2016	Percent Change From 2016
Total Revenues	4,618,889	3,944,331	674,558	17.10%
Total Expenditures	2,431,678	2,484,312	52,634	2.12%
Revenues over (under) Expense	2,187,212	1,460,019	727,192	





Departmen...	Original Total Budget	Current Total Budget	Period Activity	Fiscal Activity	Variance Favorable (Unfavorable)	Percent Remaining
Fund: 100 - GENERAL FUND						
310 - AD VALOREM TAXES	16,938,654.00	17,228,454.02	192,192.87	16,432,332.48	(796,121.54)	4.62 %
320 - LICENSES & PERMITS	133,000.00	133,000.00	7,515.00	72,903.54	(60,096.46)	45.19 %
330 - GOVERNMENTAL REVENUE	571,600.00	571,600.00	66,634.82	412,215.36	(159,384.64)	27.88 %
340 - Charges for services	1,767,465.00	1,767,465.00	460,125.31	1,425,202.39	(342,262.61)	19.36 %
341 - DISMISSAL-DL/REG/MVI/D-DISP	4,500.00	4,500.00	590.00	4,900.00	400.00	8.89 %
342 - DDC DISMISSAL FEES	6,500.00	6,500.00	832.95	6,674.95	174.95	2.69 %
343 - TRAFFIC FEES	15,500.00	15,500.00	1,620.54	13,725.43	(1,774.57)	11.45 %
349 - OTHER FEES	925.00	925.00	0.00	20.00	(905.00)	97.84 %
360 - MISCELLANEOUS	300,010.00	276,777.00	56,808.32	264,824.99	(11,952.01)	4.32 %
365 - CONTRIBUTIONS FROM PUBLIC	4,000.00	133,328.96	0.00	137,647.84	4,318.88	3.24 %
Fund: 100 - GENERAL FUND Total:	19,742,154.00	20,138,049.98	786,319.81	18,770,446.98	(1,367,603.00)	6.79 %
Fund: 110 - JURY FUND						
310 - AD VALOREM TAXES	202,021.00	202,021.00	2,296.14	195,785.41	(6,235.59)	3.09 %
330 - GOVERNMENTAL REVENUE	25,000.00	25,000.00	0.00	9,316.00	(15,684.00)	62.74 %
340 - Charges for services	5,500.00	5,500.00	565.14	4,084.10	(1,415.90)	25.74 %
360 - MISCELLANEOUS	100.00	100.00	235.30	442.82	342.82	342.82 %
Fund: 110 - JURY FUND Total:	232,621.00	232,621.00	3,096.58	209,628.33	(22,992.67)	9.88 %
Fund: 120 - HARRISON CO BAIL BOND BOARD						
320 - LICENSES & PERMITS	100.00	100.00	1,080.00	1,640.00	1,540.00	1,540.00 %
360 - MISCELLANEOUS	50.00	50.00	0.00	0.00	(50.00)	100.00 %
Fund: 120 - HARRISON CO BAIL BOND BOARD Total:	150.00	150.00	1,080.00	1,640.00	1,490.00	993.33 %
Fund: 130 - PROTESTED PROPERTY TAX FUND						
360 - MISCELLANEOUS	0.00	0.00	737.12	5,147.85	5,147.85	0.00 %
Fund: 130 - PROTESTED PROPERTY TAX FUND Total:	0.00	0.00	737.12	5,147.85	5,147.85	0.00 %
Fund: 140 - ROAD & BRIDGE FUND						
310 - AD VALOREM TAXES	1,626,812.00	1,626,812.00	18,610.77	1,586,892.04	(39,919.96)	2.45 %
320 - LICENSES & PERMITS	1,014,200.00	1,014,200.00	609.70	806,576.98	(207,623.02)	20.47 %
330 - GOVERNMENTAL REVENUE	109,500.00	109,500.00	0.00	109,707.90	207.90	0.19 %
340 - Charges for services	20,000.00	20,000.00	0.00	0.00	(20,000.00)	100.00 %
350 - FINES & FORFEITURES	931,000.00	931,000.00	72,770.26	663,328.30	(267,671.70)	28.75 %
360 - MISCELLANEOUS	1,278,271.00	1,278,271.00	2,966.59	1,452,383.75	174,112.75	13.62 %
Fund: 140 - ROAD & BRIDGE FUND Total:	4,979,783.00	4,979,783.00	94,957.32	4,618,888.97	(360,894.03)	7.25 %
Fund: 145 - ROAD DAMAGE FUND						
360 - MISCELLANEOUS	151,000.00	151,000.00	0.00	0.00	(151,000.00)	100.00 %
Fund: 145 - ROAD DAMAGE FUND Total:	151,000.00	151,000.00	0.00	0.00	(151,000.00)	100.00 %
Fund: 160 - PERMANENT SCHOOL FUND						
360 - MISCELLANEOUS	4,050.00	4,050.00	0.00	3,441.90	(608.10)	15.01 %
Fund: 160 - PERMANENT SCHOOL FUND Total:	4,050.00	4,050.00	0.00	3,441.90	(608.10)	15.01 %
Fund: 180 - EMERGENCY OPERATION FUND						
360 - MISCELLANEOUS	12.00	12.00	0.65	4.74	(7.26)	60.50 %
Fund: 180 - EMERGENCY OPERATION FUND Total:	12.00	12.00	0.65	4.74	(7.26)	60.50 %
Fund: 200 - ELECTION CONTRACTS FUND						
330 - GOVERNMENTAL REVENUE	0.00	0.00	25,189.04	27,285.08	27,285.08	0.00 %
Fund: 200 - ELECTION CONTRACTS FUND Total:	0.00	0.00	25,189.04	27,285.08	27,285.08	0.00 %
Fund: 220 - CONSTABLES-TRAIN/FORF FUND						
330 - GOVERNMENTAL REVENUE	0.00	(3,449.74)	0.00	4,128.04	7,577.78	219.66 %
Fund: 220 - CONSTABLES-TRAIN/FORF FUND Total:	0.00	(3,449.74)	0.00	4,128.04	7,577.78	219.66 %

Budget Report

For Fiscal: 2017-2018 Period Ending: 06/30/2018

Department...	Original Total Budget	Current Total Budget	Period Activity	Fiscal Activity	Variance Favorable (Unfavorable)	Percent Remaining
Fund: 240 - AIRPORT MAINTENANCE FUND						
340 - Charges for services	72,000.00	72,000.00	3,550.00	57,585.97	(14,414.03)	20.02 %
360 - MISCELLANEOUS	121,950.00	121,950.00	5,941.50	54,007.54	(67,942.46)	55.71 %
Fund: 240 - AIRPORT MAINTENANCE FUND Total:	193,950.00	193,950.00	9,491.50	111,593.51	(82,356.49)	42.46 %
Fund: 260 - TAX COLL. V.I.T. FUND						
340 - Charges for services	6,500.00	6,500.00	0.00	10,544.94	4,044.94	62.23 %
360 - MISCELLANEOUS	100.00	100.00	99.27	695.84	595.84	595.84 %
Fund: 260 - TAX COLL. V.I.T. FUND Total:	6,600.00	6,600.00	99.27	11,240.78	4,640.78	70.31 %
Fund: 270 - HARRISON COUNTY YOUTH ENRICHMENT FUND						
340 - Charges for services	96,500.00	96,500.00	0.00	63,172.50	(33,327.50)	34.54 %
Fund: 270 - HARRISON COUNTY YOUTH ENRICHMENT FUND Total:	96,500.00	96,500.00	0.00	63,172.50	(33,327.50)	34.54 %
Fund: 300 - JUSTICE TECHNOLOGY FUND						
340 - Charges for services	32,000.00	32,000.00	2,306.43	19,869.02	(12,130.98)	37.91 %
360 - MISCELLANEOUS	1,000.00	1,000.00	347.90	2,438.86	1,438.86	143.89 %
Fund: 300 - JUSTICE TECHNOLOGY FUND Total:	33,000.00	33,000.00	2,654.33	22,307.88	(10,692.12)	32.40 %
Fund: 310 - DISTRICT COURT RECORDS TECHNOLOGY						
349 - OTHER FEES	4,000.00	4,000.00	450.74	5,343.56	1,343.56	33.59 %
360 - MISCELLANEOUS	50.00	50.00	0.00	0.00	(50.00)	100.00 %
Fund: 310 - DISTRICT COURT RECORDS TECHNOLOGY Total:	4,050.00	4,050.00	450.74	5,343.56	1,293.56	31.94 %
Fund: 320 - COUNTY & DISTRICT COURT TECHNOLOGY FUND						
349 - OTHER FEES	2,200.00	2,200.00	123.16	1,381.56	(818.44)	37.20 %
360 - MISCELLANEOUS	30.00	30.00	0.00	0.00	(30.00)	100.00 %
Fund: 320 - COUNTY & DISTRICT COURT TECHNOLOGY FUND Total:	2,230.00	2,230.00	123.16	1,381.56	(848.44)	38.05 %
Fund: 330 - CASE MANAGER FUND						
349 - OTHER FEES	24,500.00	24,500.00	2,467.62	21,375.96	(3,124.04)	12.75 %
360 - MISCELLANEOUS	10.00	10.00	0.00	0.00	(10.00)	100.00 %
Fund: 330 - CASE MANAGER FUND Total:	24,510.00	24,510.00	2,467.62	21,375.96	(3,134.04)	12.79 %
Fund: 410 - LAW LIBRARY FUND						
340 - Charges for services	42,500.00	42,500.00	2,133.45	27,559.61	(14,940.39)	35.15 %
360 - MISCELLANEOUS	18,395.00	18,395.00	115.72	1,001.03	(17,393.97)	94.56 %
Fund: 410 - LAW LIBRARY FUND Total:	60,895.00	60,895.00	2,249.17	28,560.64	(32,334.36)	53.10 %
Fund: 420 - CJAD - PRE-TRIAL SERVICES						
330 - GOVERNMENTAL REVENUE	0.00	65,462.00	16,980.00	62,920.00	(2,542.00)	3.88 %
340 - Charges for services	0.00	14,000.00	1,590.00	24,455.00	10,455.00	74.68 %
Fund: 420 - CJAD - PRE-TRIAL SERVICES Total:	0.00	79,462.00	18,570.00	87,375.00	7,913.00	9.96 %
Fund: 430 - CJAD - COMM. SERVICE REST.						
330 - GOVERNMENTAL REVENUE	0.00	43,131.00	10,169.00	45,673.00	2,542.00	5.89 %
Fund: 430 - CJAD - COMM. SERVICE REST. Total:	0.00	43,131.00	10,169.00	45,673.00	2,542.00	5.89 %
Fund: 440 - CJAD - BASIC SUPERVISION						
330 - GOVERNMENTAL REVENUE	0.00	218,374.00	54,592.00	218,374.00	0.00	0.00 %
340 - Charges for services	0.00	344,700.00	30,858.65	400,620.71	55,920.71	16.22 %
360 - MISCELLANEOUS	0.00	800.00	1,554.73	11,718.29	10,918.29	1,364.79 %
Fund: 440 - CJAD - BASIC SUPERVISION Total:	0.00	563,874.00	87,005.38	630,713.00	66,839.00	11.85 %
Fund: 445 - CJAD - CIVIL FEES						
340 - Charges for services	0.00	0.00	960.00	7,729.00	7,729.00	0.00 %
Fund: 445 - CJAD - CIVIL FEES Total:	0.00	0.00	960.00	7,729.00	7,729.00	0.00 %
Fund: 450 - JUVENILE SERVICES FUND						
310 - AD VALOREM TAXES	1,021,307.00	1,021,307.00	11,674.03	995,414.11	(25,892.89)	2.54 %
330 - GOVERNMENTAL REVENUE	29,000.00	29,000.00	3,022.08	23,949.86	(5,050.14)	17.41 %
340 - Charges for services	205,500.00	205,500.00	4,998.80	103,504.80	(101,995.20)	49.63 %
360 - MISCELLANEOUS	2,000.00	2,000.00	1,176.79	3,519.27	1,519.27	75.96 %
Fund: 450 - JUVENILE SERVICES FUND Total:	1,257,807.00	1,257,807.00	20,871.70	1,126,388.04	(131,418.96)	10.45 %
Fund: 460 - JUVENILE GRANT FUND						
330 - GOVERNMENTAL REVENUE	524,993.00	524,993.00	55,310.00	492,805.00	(32,188.00)	6.13 %

Budget Report

For Fiscal: 2017-2018 Period Ending: 06/30/2018

Departmen...	Original Total Budget	Current Total Budget	Period Activity	Fiscal Activity	Variance Favorable (Unfavorable)	Percent Remaining
360 - MISCELLANEOUS	0.00	0.00	0.05	0.28	0.28	0.00 %
Fund: 460 - JUVENILE GRANT FUND Total:	524,993.00	524,993.00	55,310.05	492,805.28	(32,187.72)	6.13 %
Fund: 490 - COUNTY GRANT FUND						
330 - GOVERNMENTAL REVENUE	102,839.00	102,839.00	0.00	8,339.93	(94,499.07)	91.89 %
360 - MISCELLANEOUS	0.00	0.00	62.18	98.06	98.06	0.00 %
Fund: 490 - COUNTY GRANT FUND Total:	102,839.00	102,839.00	62.18	8,437.99	(94,401.01)	91.79 %
Fund: 500 - RECORDS PRESERVATION						
349 - OTHER FEES	140,000.00	140,000.00	17,223.64	132,928.06	(7,071.94)	5.05 %
360 - MISCELLANEOUS	450.00	450.00	237.44	1,233.61	783.61	174.14 %
Fund: 500 - RECORDS PRESERVATION Total:	140,450.00	140,450.00	17,461.08	134,161.67	(6,288.33)	4.48 %
Fund: 510 - COUNTY RECORDS PRESERVATION						
349 - OTHER FEES	26,000.00	26,000.00	960.86	13,606.10	(12,393.90)	47.67 %
360 - MISCELLANEOUS	300.00	300.00	334.76	1,954.31	1,654.31	551.44 %
Fund: 510 - COUNTY RECORDS PRESERVATION Total:	26,300.00	26,300.00	1,295.62	15,560.41	(10,739.59)	40.83 %
Fund: 511 - RECORD ARCHIVES FUND						
349 - OTHER FEES	110,000.00	110,000.00	12,680.00	97,420.00	(12,580.00)	11.44 %
360 - MISCELLANEOUS	50.00	50.00	364.11	1,293.91	1,243.91	2,487.82 %
Fund: 511 - RECORD ARCHIVES FUND Total:	110,050.00	110,050.00	13,044.11	98,713.91	(11,336.09)	10.30 %
Fund: 512 - VITAL ARCHIVES FUND						
349 - OTHER FEES	3,500.00	3,500.00	319.00	2,781.00	(719.00)	20.54 %
360 - MISCELLANEOUS	20.00	20.00	0.00	0.00	(20.00)	100.00 %
Fund: 512 - VITAL ARCHIVES FUND Total:	3,520.00	3,520.00	319.00	2,781.00	(739.00)	20.99 %
Fund: 513 - DISTRICT CLERK RECORDS MGM.						
349 - OTHER FEES	6,000.00	6,000.00	393.18	4,204.07	(1,795.93)	29.93 %
360 - MISCELLANEOUS	45.00	45.00	103.14	288.70	243.70	541.56 %
Fund: 513 - DISTRICT CLERK RECORDS MGM. Total:	6,045.00	6,045.00	496.32	4,492.77	(1,552.23)	25.68 %
Fund: 514 - DC PRESERVATION HB3637 FUND						
349 - OTHER FEES	8,500.00	8,500.00	508.95	4,609.94	(3,890.06)	45.77 %
360 - MISCELLANEOUS	10.00	10.00	0.00	0.00	(10.00)	100.00 %
Fund: 514 - DC PRESERVATION HB3637 FUND Total:	8,510.00	8,510.00	508.95	4,609.94	(3,900.06)	45.83 %
Fund: 515 - CC PRESERVATION HB3637 FUND						
349 - OTHER FEES	3,000.00	3,000.00	220.00	2,900.20	(99.80)	3.33 %
360 - MISCELLANEOUS	10.00	10.00	0.00	0.00	(10.00)	100.00 %
Fund: 515 - CC PRESERVATION HB3637 FUND Total:	3,010.00	3,010.00	220.00	2,900.20	(109.80)	3.65 %
Fund: 550 - SECURITY FUND						
349 - OTHER FEES	51,000.00	51,000.00	3,635.66	31,929.95	(19,070.05)	37.39 %
360 - MISCELLANEOUS	60.00	60.00	0.44	2.99	(57.01)	95.02 %
Fund: 550 - SECURITY FUND Total:	51,060.00	51,060.00	3,636.10	31,932.94	(19,127.06)	37.46 %
Fund: 551 - SUB-COURTHOUSE SECURITY FUND						
349 - OTHER FEES	10,000.00	10,000.00	576.72	4,964.00	(5,036.00)	50.36 %
360 - MISCELLANEOUS	30.00	30.00	0.00	0.00	(30.00)	100.00 %
Fund: 551 - SUB-COURTHOUSE SECURITY FUND Total:	10,030.00	10,030.00	576.72	4,964.00	(5,066.00)	50.51 %
Fund: 560 - COURT-INITIATED GUARDIANSHIP FUND						
340 - Charges for services	4,200.00	4,200.00	300.00	3,520.00	(680.00)	16.19 %
360 - MISCELLANEOUS	100.00	100.00	0.00	0.00	(100.00)	100.00 %
Fund: 560 - COURT-INITIATED GUARDIANSHIP FUND Total:	4,300.00	4,300.00	300.00	3,520.00	(780.00)	18.14 %
Fund: 570 - 6TH COURT OF APPEALS FUND						
349 - OTHER FEES	5,500.00	5,500.00	0.00	0.00	(5,500.00)	100.00 %
Fund: 570 - 6TH COURT OF APPEALS FUND Total:	5,500.00	5,500.00	0.00	0.00	(5,500.00)	100.00 %
Fund: 610 - CH JAIL INT. & SINK. FUND						
310 - AD VALOREM TAXES	989,887.00	989,887.00	10,973.10	935,648.05	(54,238.95)	5.48 %
360 - MISCELLANEOUS	500.00	500.00	0.00	0.00	(500.00)	100.00 %
Fund: 610 - CH JAIL INT. & SINK. FUND Total:	990,387.00	990,387.00	10,973.10	935,648.05	(54,738.95)	5.53 %

Budget Report

For Fiscal: 2017-2018 Period Ending: 06/30/2018

Departmen...	Original Total Budget	Current Total Budget	Period Activity	Fiscal Activity	Variance Favorable (Unfavorable)	Percent Remaining
Fund: 710 - PERMANENT IMPROVEMENT FUND						
310 - AD VALOREM TAXES	486,734.00	486,734.00	5,631.57	480,189.39	(6,544.61)	1.34 %
360 - MISCELLANEOUS	500.00	500.00	832.32	1,901.18	1,401.18	280.24 %
Fund: 710 - PERMANENT IMPROVEMENT FUND Total:	487,234.00	487,234.00	6,463.89	482,090.57	(5,143.43)	1.06 %
Fund: 720 - JAIL CONSTRUCTION FUND						
360 - MISCELLANEOUS	0.00	0.00	0.11	0.76	0.76	0.00 %
Fund: 720 - JAIL CONSTRUCTION FUND Total:	0.00	0.00	0.11	0.76	0.76	0.00 %
Fund: 740 - TOBACCO SETTLEMENT FUND						
321 - OTHER REVENUE	40,000.00	40,000.00	0.00	26,420.97	(13,579.03)	33.95 %
360 - MISCELLANEOUS	500.00	500.00	659.87	4,625.72	4,125.72	825.14 %
Fund: 740 - TOBACCO SETTLEMENT FUND Total:	40,500.00	40,500.00	659.87	31,046.69	(9,453.31)	23.34 %
Fund: 750 - COURTHOUSE MAINTENANCE						
360 - MISCELLANEOUS	2,000.00	2,000.00	0.00	0.00	(2,000.00)	100.00 %
365 - CONTRIBUTIONS FROM PUBLIC	10.00	10.00	0.00	0.00	(10.00)	100.00 %
Fund: 750 - COURTHOUSE MAINTENANCE Total:	2,010.00	2,010.00	0.00	0.00	(2,010.00)	100.00 %
Fund: 850 - OPEB TRUST FUND						
000 - NON-DEPARTMENTAL	0.00	0.00	67,646.12	96,252.23	96,252.23	0.00 %
Fund: 850 - OPEB TRUST FUND Total:	0.00	0.00	67,646.12	96,252.23	96,252.23	0.00 %
Fund: 890 - DA SPECIAL FUND						
330 - GOVERNMENTAL REVENUE	22,500.00	22,500.00	0.00	15,000.00	(7,500.00)	33.33 %
340 - Charges for services	15,000.00	33,000.00	1,630.00	11,151.67	(21,848.33)	66.21 %
350 - FINES & FORFEITURES	2,000.00	2,000.00	126.28	5,505.18	3,505.18	175.26 %
360 - MISCELLANEOUS	100.00	100.00	137.84	966.18	866.18	866.18 %
Fund: 890 - DA SPECIAL FUND Total:	39,600.00	57,600.00	1,894.12	32,623.03	(24,976.97)	43.36 %
Fund: 940 - EMPLOYEE BENEFIT TRUST FUND						
000 - NON-DEPARTMENTAL	0.00	0.00	299,512.93	2,544,863.03	2,544,863.03	0.00 %
Fund: 940 - EMPLOYEE BENEFIT TRUST FUND Total:	0.00	0.00	299,512.93	2,544,863.03	2,544,863.03	0.00 %
Report Total:	29,345,650.00	30,442,563.24	1,546,872.66	30,730,870.79	288,307.55	0.95 %

Fund Summary

Fund	Original Total Budget	Current Total Budget	Period Activity	Fiscal Activity	Variance Favorable (Unfavorable)	Percent Remaining
100 - GENERAL FUND	19,742,154.00	20,138,049.98	786,319.81	18,770,446.98	(1,367,603.00)	6.79 %
110 - JURY FUND	232,621.00	232,621.00	3,096.58	209,628.33	(22,992.67)	9.88 %
120 - HARRISON CO BAIL BOND BOA	150.00	150.00	1,080.00	1,640.00	1,490.00	993.33 %
130 - PROTESTED PROPERTY TAX FU	0.00	0.00	737.12	5,147.85	5,147.85	0.00 %
140 - ROAD & BRIDGE FUND	4,979,783.00	4,979,783.00	94,957.32	4,618,888.97	(360,894.03)	7.25 %
145 - ROAD DAMAGE FUND	151,000.00	151,000.00	0.00	0.00	(151,000.00)	100.00 %
160 - PERMANENT SCHOOL FUND	4,050.00	4,050.00	0.00	3,441.90	(608.10)	15.01 %
180 - EMERGENCY OPERATION FUN	12.00	12.00	0.65	4.74	(7.26)	60.50 %
200 - ELECTION CONTRACTS FUND	0.00	0.00	25,189.04	27,285.08	27,285.08	0.00 %
220 - CONSTABLES-TRAIN/FORF FUN	0.00	(3,449.74)	0.00	4,128.04	7,577.78	219.66 %
240 - AIRPORT MAINTENANCE FUNE	193,950.00	193,950.00	9,491.50	111,593.51	(82,356.49)	42.46 %
260 - TAX COLL. V.I.T. FUND	6,600.00	6,600.00	99.27	11,240.78	4,640.78	70.31 %
270 - HARRISON COUNTY YOUTH EN	96,500.00	96,500.00	0.00	63,172.50	(33,327.50)	34.54 %
300 - JUSTICE TECHNOLOGY FUND	33,000.00	33,000.00	2,654.33	22,307.88	(10,692.12)	32.40 %
310 - DISTRICT COURT RECORDS TEC	4,050.00	4,050.00	450.74	5,343.56	1,293.56	31.94 %
320 - COUNTY & DISTRICT COURT TE	2,230.00	2,230.00	123.16	1,381.56	(848.44)	38.05 %
330 - CASE MANAGER FUND	24,510.00	24,510.00	2,467.62	21,375.96	(3,134.04)	12.79 %
410 - LAW LIBRARY FUND	60,895.00	60,895.00	2,249.17	28,560.64	(32,334.36)	53.10 %
420 - CJAD - PRE-TRIAL SERVICES	0.00	79,462.00	18,570.00	87,375.00	7,913.00	9.96 %
430 - CJAD - COMM. SERVICE REST.	0.00	43,131.00	10,169.00	45,673.00	2,542.00	5.89 %
440 - CJAD - BASIC SUPERVISION	0.00	563,874.00	87,005.38	630,713.00	66,839.00	11.85 %
445 - CJAD - CIVIL FEES	0.00	0.00	960.00	7,729.00	7,729.00	0.00 %
450 - JUVENILE SERVICES FUND	1,257,807.00	1,257,807.00	20,871.70	1,126,388.04	(131,418.96)	10.45 %
460 - JUVENILE GRANT FUND	524,993.00	524,993.00	55,310.05	492,805.28	(32,187.72)	6.13 %
490 - COUNTY GRANT FUND	102,839.00	102,839.00	62.18	8,437.99	(94,401.01)	91.79 %
500 - RECORDS PRESERVATION	140,450.00	140,450.00	17,461.08	134,161.67	(6,288.33)	4.48 %
510 - COUNTY RECORDS PRESERVAT	26,300.00	26,300.00	1,295.62	15,560.41	(10,739.59)	40.83 %
511 - RECORD ARCHIVES FUND	110,050.00	110,050.00	13,044.11	98,713.91	(11,336.09)	10.30 %
512 - VITAL ARCHIVES FUND	3,520.00	3,520.00	319.00	2,781.00	(739.00)	20.99 %
513 - DISTRICT CLERK RECORDS MGI	6,045.00	6,045.00	496.32	4,492.77	(1,552.23)	25.68 %
514 - DC PRESERVATION HB3637 FU	8,510.00	8,510.00	508.95	4,609.94	(3,900.06)	45.83 %
515 - CC PRESERVATION HB3637 FU	3,010.00	3,010.00	220.00	2,900.20	(109.80)	3.65 %
550 - SECURITY FUND	51,060.00	51,060.00	3,636.10	31,932.94	(19,127.06)	37.46 %
551 - SUB-COURTHOUSE SECURITY F	10,030.00	10,030.00	576.72	4,964.00	(5,066.00)	50.51 %
560 - COURT-INITIATED GUARDIANS	4,300.00	4,300.00	300.00	3,520.00	(780.00)	18.14 %
570 - 6TH COURT OF APPEALS FUNC	5,500.00	5,500.00	0.00	0.00	(5,500.00)	100.00 %
610 - CH JAIL INT. & SINK. FUND	990,387.00	990,387.00	10,973.10	935,648.05	(54,738.95)	5.53 %
710 - PERMANENT IMPROVEMENT F	487,234.00	487,234.00	6,463.89	482,090.57	(5,143.43)	1.06 %
720 - JAIL CONSTRUCTION FUND	0.00	0.00	0.11	0.76	0.76	0.00 %
740 - TOBACCO SETTLEMENT FUND	40,500.00	40,500.00	659.87	31,046.69	(9,453.31)	23.34 %
750 - COURTHOUSE MAINTENANCE	2,010.00	2,010.00	0.00	0.00	(2,010.00)	100.00 %
850 - OPEB TRUST FUND	0.00	0.00	67,646.12	96,252.23	96,252.23	0.00 %
890 - DA SPECIAL FUND	39,600.00	57,600.00	1,894.12	32,623.03	(24,976.97)	43.36 %
940 - EMPLOYEE BENEFIT TRUST FU	0.00	0.00	299,512.93	2,544,863.03	2,544,863.03	0.00 %
Report Total:	29,345,650.00	30,442,563.24	1,546,872.66	30,730,870.79	288,307.55	0.95 %



Departmen...	Original Total Budget	Current Total Budget	Period Activity	Fiscal Activity	Variance Favorable (Unfavorable)	Percent Remaining
Fund: 100 - GENERAL FUND						
401 - COUNTY JUDGE	206,412.00	209,212.00	21,181.69	140,039.74	69,172.26	33.06 %
402 - COUNTY COMMISSIONERS	341,599.00	341,599.00	36,616.96	242,720.74	98,878.26	28.95 %
403 - COUNTY CLERK	485,340.00	485,340.00	42,904.42	331,401.03	153,938.97	31.72 %
405 - VETERAN'S AFFAIRS	40,591.00	40,591.00	5,047.07	29,034.13	11,556.87	28.47 %
407 - ELECTION ADMINISTRATOR	251,884.00	251,884.00	23,821.83	186,826.52	65,057.48	25.83 %
409 - NON-DEPARTMENTAL	2,909,911.00	3,288,210.38	164,307.96	2,365,008.72	923,201.66	28.08 %
426 - COUNTY COURT AT LAW JUDGE	303,072.00	303,072.00	33,198.06	214,323.29	88,748.71	29.28 %
435 - DISTRICT JUDGE	113,612.00	113,612.00	11,733.41	81,721.50	31,890.50	28.07 %
451 - DISTRICT CLERK	376,978.00	376,978.00	37,927.96	260,297.60	116,680.40	30.95 %
454 - DISTRICT ATTORNEY	828,795.00	828,795.00	83,448.65	587,317.47	241,477.53	29.14 %
461 - JP PRECINCT #1	139,681.00	139,681.00	15,017.38	98,194.63	41,486.37	29.70 %
462 - JP PRECINCT #2	146,118.00	146,118.00	15,671.59	106,299.00	39,819.00	27.25 %
463 - JP PRECINCT #3	157,349.00	157,349.00	16,979.05	114,734.36	42,614.64	27.08 %
465 - JP PRECINCT 4, PL 1	150,418.00	150,418.00	16,700.97	109,322.58	41,095.42	27.32 %
471 - LEGAL EXPENSE	793,538.00	793,538.00	64,733.74	619,934.84	173,603.16	21.88 %
495 - COUNTY AUDITOR	343,390.00	343,390.00	35,561.97	257,563.50	85,826.50	24.99 %
496 - HUMAN RESOURCES	104,461.00	104,461.00	10,352.90	73,162.21	31,298.79	29.96 %
497 - COUNTY TREASURER	131,016.00	131,016.00	12,831.58	89,725.07	41,290.93	31.52 %
499 - TAX COLLECTOR	975,890.00	975,890.00	62,265.22	692,330.76	283,559.24	29.06 %
501 - PURCHASING	161,561.00	161,561.00	17,523.04	101,014.36	60,546.64	37.48 %
503 - DATA PROCESSING	229,796.00	209,796.00	16,775.67	112,146.52	97,649.48	46.54 %
511 - BUILDING SUPERINTENDENT	833,280.00	833,280.00	90,296.24	612,520.66	220,759.34	26.49 %
543 - FIRE MARSHAL	180,679.00	208,179.00	17,882.34	156,246.72	51,932.28	24.95 %
551 - CONSTABLE, PRECINCT #1	57,303.00	84,803.00	6,559.93	62,049.68	22,753.32	26.83 %
552 - CONSTABLE, PRECINCT #2	56,032.00	56,032.00	5,643.61	37,679.79	18,352.21	32.75 %
553 - CONSTABLE, PRECINCT #3	56,769.00	80,502.00	6,306.26	64,424.36	16,077.64	19.97 %
554 - CONSTABLE, PRECINCT #4	57,069.00	84,121.60	9,703.96	66,124.08	17,997.52	21.39 %
561 - SHERIFF'S OFFICE	3,748,150.00	3,853,150.00	393,894.43	2,872,845.52	980,304.48	25.44 %
564 - JAIL ANNEX	1,465,850.00	1,475,850.00	169,088.90	1,167,589.07	308,260.93	20.89 %
565 - JAIL EXPENSE	1,567,381.00	1,577,381.00	158,823.15	1,094,422.32	482,958.68	30.62 %
566 - FINE COLLECTION	98,305.00	98,305.00	10,470.33	69,870.71	28,434.29	28.92 %
581 - DEPT. OF PUBLIC SAFETY	52,823.00	52,823.00	5,863.16	38,668.97	14,154.03	26.80 %
583 - PUBLIC SAFETY	140,165.00	140,165.00	11,592.92	99,636.28	40,528.72	28.92 %
631 - ON-SITE SEWAGE SERVICES	125,539.00	125,539.00	13,014.37	87,635.92	37,903.08	30.19 %
641 - WELFARE	1,616,702.00	1,466,702.00	22,384.71	728,232.83	738,469.17	50.35 %
651 - CULTURE & RECREATION	86,910.00	86,910.00	5,519.32	68,951.33	17,958.67	20.66 %
661 - CONSERVATION	18,500.00	18,500.00	0.00	18,500.00	0.00	0.00 %
665 - EXTENSION AGENTS	156,477.00	156,477.00	16,249.47	111,241.60	45,235.40	28.91 %
690 - COMMUNITY CORRECTIONS ASST.	86,000.00	86,000.00	0.00	40,500.00	45,500.00	52.91 %
695 - MISCELLANEOUS	60,800.00	58,000.00	955.72	29,677.81	28,322.19	48.83 %
Fund: 100 - GENERAL FUND Total:	19,656,146.00	20,095,230.98	1,688,849.94	14,239,936.22	5,855,294.76	29.14 %
Fund: 110 - JURY FUND						
695 - MISCELLANEOUS	230,898.00	230,898.00	23,188.76	147,553.32	83,344.68	36.10 %
Fund: 110 - JURY FUND Total:	230,898.00	230,898.00	23,188.76	147,553.32	83,344.68	36.10 %
Fund: 120 - HARRISON CO BAIL BOND BOARD						
695 - MISCELLANEOUS	6,000.00	6,000.00	0.00	0.00	6,000.00	100.00 %
Fund: 120 - HARRISON CO BAIL BOND BOARD Total:	6,000.00	6,000.00	0.00	0.00	6,000.00	100.00 %
Fund: 140 - ROAD & BRIDGE FUND						
610 - GENERAL ADMINISTRATION-R&B	2,480,098.00	2,479,598.00	269,210.37	1,699,958.17	779,639.83	31.44 %
620 - GENERAL-R&B	2,319,975.00	2,323,752.00	102,318.81	731,719.47	1,592,032.53	68.51 %

Budget Report

For Fiscal: 2017-2018 Period Ending: 06/30/2018

Departmen...	Original Total Budget	Current Total Budget	Period Activity	Fiscal Activity	Variance Favorable (Unfavorable)	Percent Remaining
Fund: 140 - ROAD & BRIDGE FUND Total:	4,800,073.00	4,803,350.00	371,529.18	2,431,677.64	2,371,672.36	49.38 %
Fund: 145 - ROAD DAMAGE FUND						
620 - GENERAL-R&B	30,000.00	30,000.00	1,562.93	18,131.43	11,868.57	39.56 %
Fund: 145 - ROAD DAMAGE FUND Total:	30,000.00	30,000.00	1,562.93	18,131.43	11,868.57	39.56 %
Fund: 180 - EMERGENCY OPERATION FUND						
543 - FIRE MARSHAL	1,000.00	1,000.00	0.00	0.00	1,000.00	100.00 %
Fund: 180 - EMERGENCY OPERATION FUND Total:	1,000.00	1,000.00	0.00	0.00	1,000.00	100.00 %
Fund: 200 - ELECTION CONTRACTS FUND						
407 - ELECTION ADMINISTRATOR	0.00	0.00	6,160.39	25,950.45	(25,950.45)	0.00 %
Fund: 200 - ELECTION CONTRACTS FUND Total:	0.00	0.00	6,160.39	25,950.45	(25,950.45)	0.00 %
Fund: 220 - CONSTABLES-TRAIN/FORF FUND						
454 - DISTRICT ATTORNEY	0.00	3,731.69	0.00	2,349.42	1,382.27	37.04 %
543 - FIRE MARSHAL	0.00	2,699.40	0.00	590.00	2,109.40	78.14 %
551 - CONSTABLE, PRECINCT #1	0.00	2,333.74	0.00	0.00	2,333.74	100.00 %
552 - CONSTABLE, PRECINCT #2	0.00	4,885.13	0.00	0.00	4,885.13	100.00 %
553 - CONSTABLE, PRECINCT #3	0.00	1,963.84	497.55	497.55	1,466.29	74.66 %
554 - CONSTABLE, PRECINCT #4	0.00	1,372.11	0.00	0.00	1,372.11	100.00 %
Fund: 220 - CONSTABLES-TRAIN/FORF FUND Total:	0.00	16,985.91	497.55	3,436.97	13,548.94	79.77 %
Fund: 240 - AIRPORT MAINTENANCE FUND						
695 - MISCELLANEOUS	197,100.00	197,100.00	14,829.00	98,764.95	98,335.05	49.89 %
Fund: 240 - AIRPORT MAINTENANCE FUND Total:	197,100.00	197,100.00	14,829.00	98,764.95	98,335.05	49.89 %
Fund: 260 - TAX COLL. V.I.T. FUND						
499 - TAX COLLECTOR	11,600.00	11,600.00	0.00	1,420.42	10,179.58	87.76 %
Fund: 260 - TAX COLL. V.I.T. FUND Total:	11,600.00	11,600.00	0.00	1,420.42	10,179.58	87.76 %
Fund: 270 - HARRISON COUNTY YOUTH ENRICHMENT FUND						
695 - MISCELLANEOUS	96,466.00	96,466.00	0.00	71,421.99	25,044.01	25.96 %
Fund: 270 - HARRISON COUNTY YOUTH ENRICHMENT FUND Total:	96,466.00	96,466.00	0.00	71,421.99	25,044.01	25.96 %
Fund: 300 - JUSTICE TECHNOLOGY FUND						
695 - MISCELLANEOUS	54,520.00	54,520.00	160.00	6,799.94	47,720.06	87.53 %
Fund: 300 - JUSTICE TECHNOLOGY FUND Total:	54,520.00	54,520.00	160.00	6,799.94	47,720.06	87.53 %
Fund: 310 - DISTRICT COURT RECORDS TECHNOLOGY						
695 - MISCELLANEOUS	4,050.00	4,050.00	0.00	0.00	4,050.00	100.00 %
Fund: 310 - DISTRICT COURT RECORDS TECHNOLOGY Total:	4,050.00	4,050.00	0.00	0.00	4,050.00	100.00 %
Fund: 320 - COUNTY & DISTRICT COURT TECHNOLOGY FUND						
695 - MISCELLANEOUS	3,000.00	3,000.00	0.00	0.00	3,000.00	100.00 %
Fund: 320 - COUNTY & DISTRICT COURT TECHNOLOGY FUND Total:	3,000.00	3,000.00	0.00	0.00	3,000.00	100.00 %
Fund: 330 - CASE MANAGER FUND						
695 - MISCELLANEOUS	19,521.00	19,521.00	1,016.70	6,431.72	13,089.28	67.05 %
Fund: 330 - CASE MANAGER FUND Total:	19,521.00	19,521.00	1,016.70	6,431.72	13,089.28	67.05 %
Fund: 410 - LAW LIBRARY FUND						
695 - MISCELLANEOUS	60,600.00	60,600.00	4,673.01	28,174.34	32,425.66	53.51 %
Fund: 410 - LAW LIBRARY FUND Total:	60,600.00	60,600.00	4,673.01	28,174.34	32,425.66	53.51 %
Fund: 420 - CJAD - PRE-TRIAL SERVICES						
586 - CJAD - PRE-TRIAL SERVICES	0.00	79,462.00	7,290.75	45,557.31	33,904.69	42.67 %
Fund: 420 - CJAD - PRE-TRIAL SERVICES Total:	0.00	79,462.00	7,290.75	45,557.31	33,904.69	42.67 %
Fund: 430 - CJAD - COMM. SERVICE REST.						
587 - CJAD - COMM. SERVICE REST.	0.00	83,131.00	5,821.83	40,128.52	43,002.48	51.73 %
Fund: 430 - CJAD - COMM. SERVICE REST. Total:	0.00	83,131.00	5,821.83	40,128.52	43,002.48	51.73 %
Fund: 440 - CJAD - BASIC SUPERVISION						
588 - CJAD - BASIC SUPERVISION	0.00	1,106,574.00	66,971.65	501,619.06	604,954.94	54.67 %
Fund: 440 - CJAD - BASIC SUPERVISION Total:	0.00	1,106,574.00	66,971.65	501,619.06	604,954.94	54.67 %
Fund: 450 - JUVENILE SERVICES FUND						
570 - JUVENILE DETENTION	1,187,332.00	1,187,332.00	119,742.38	833,945.91	353,386.09	29.76 %

Budget Report

For Fiscal: 2017-2018 Period Ending: 06/30/2018

Department...	Original Total Budget	Current Total Budget	Period Activity	Fiscal Activity	Variance Favorable (Unfavorable)	Percent Remaining
692 - SCHOOL LUNCH PROGRAM	37,539.00	37,539.00	4,098.02	28,499.51	9,039.49	24.08 %
Fund: 450 - JUVENILE SERVICES FUND Total:	1,224,871.00	1,224,871.00	123,840.40	862,445.42	362,425.58	29.59 %
Fund: 460 - JUVENILE GRANT FUND						
576 - JUVENILE STATE AID	523,203.00	523,203.00	56,865.47	417,701.02	105,501.98	20.16 %
Fund: 460 - JUVENILE GRANT FUND Total:	523,203.00	523,203.00	56,865.47	417,701.02	105,501.98	20.16 %
Fund: 490 - COUNTY GRANT FUND						
568 - MENTAL OFFICER GRANT	81,000.00	81,000.00	0.00	0.00	81,000.00	100.00 %
701 - TOBACCO COMPLIANCE GRANT	0.00	0.00	0.00	557.63	(557.63)	0.00 %
707 - BJA-SCAAP GRANT	8,000.00	8,000.00	0.00	0.00	8,000.00	100.00 %
722 - TITLE IV-E LEGAL	13,839.00	13,839.00	0.00	0.00	13,839.00	100.00 %
930 - TALLEY WATER SUPPLY	0.00	0.00	0.00	3,000.00	(3,000.00)	0.00 %
Fund: 490 - COUNTY GRANT FUND Total:	102,839.00	102,839.00	0.00	3,557.63	99,281.37	96.54 %
Fund: 500 - RECORDS PRESERVATION						
403 - COUNTY CLERK	146,600.00	146,600.00	6,800.00	54,400.00	92,200.00	62.89 %
Fund: 500 - RECORDS PRESERVATION Total:	146,600.00	146,600.00	6,800.00	54,400.00	92,200.00	62.89 %
Fund: 510 - COUNTY RECORDS PRESERVATION						
403 - COUNTY CLERK	42,250.00	42,250.00	0.00	2,250.00	40,000.00	94.67 %
Fund: 510 - COUNTY RECORDS PRESERVATION Total:	42,250.00	42,250.00	0.00	2,250.00	40,000.00	94.67 %
Fund: 511 - RECORD ARCHIVES FUND						
403 - COUNTY CLERK	135,000.00	135,000.00	0.00	0.00	135,000.00	100.00 %
Fund: 511 - RECORD ARCHIVES FUND Total:	135,000.00	135,000.00	0.00	0.00	135,000.00	100.00 %
Fund: 512 - VITAL ARCHIVES FUND						
403 - COUNTY CLERK	10,000.00	10,000.00	0.00	0.00	10,000.00	100.00 %
Fund: 512 - VITAL ARCHIVES FUND Total:	10,000.00	10,000.00	0.00	0.00	10,000.00	100.00 %
Fund: 513 - DISTRICT CLERK RECORDS MGM.						
451 - DISTRICT CLERK	30,000.00	30,000.00	0.00	16,000.00	14,000.00	46.67 %
Fund: 513 - DISTRICT CLERK RECORDS MGM. Total:	30,000.00	30,000.00	0.00	16,000.00	14,000.00	46.67 %
Fund: 515 - CC PRESERVATION HB3637 FUND						
403 - COUNTY CLERK	6,000.00	6,000.00	0.00	1,051.57	4,948.43	82.47 %
Fund: 515 - CC PRESERVATION HB3637 FUND Total:	6,000.00	6,000.00	0.00	1,051.57	4,948.43	82.47 %
Fund: 550 - SECURITY FUND						
520 - SECURITY	102,589.00	102,589.00	9,217.20	61,394.21	41,194.79	40.16 %
Fund: 550 - SECURITY FUND Total:	102,589.00	102,589.00	9,217.20	61,394.21	41,194.79	40.16 %
Fund: 551 - SUB-COURTHOUSE SECURITY FUND						
521 - SECURITY - SUB C/H	7,000.00	7,000.00	0.00	0.00	7,000.00	100.00 %
Fund: 551 - SUB-COURTHOUSE SECURITY FUND Total:	7,000.00	7,000.00	0.00	0.00	7,000.00	100.00 %
Fund: 560 - COURT-INITIATED GUARDIANSHIP FUND						
695 - MISCELLANEOUS	4,300.00	4,300.00	0.00	0.00	4,300.00	100.00 %
Fund: 560 - COURT-INITIATED GUARDIANSHIP FUND Total:	4,300.00	4,300.00	0.00	0.00	4,300.00	100.00 %
Fund: 570 - 6TH COURT OF APPEALS FUND						
403 - COUNTY CLERK	2,500.00	2,500.00	(110.00)	(45.00)	2,545.00	101.80 %
451 - DISTRICT CLERK	3,000.00	3,000.00	(194.78)	(343.34)	3,343.34	111.44 %
Fund: 570 - 6TH COURT OF APPEALS FUND Total:	5,500.00	5,500.00	(304.78)	(388.34)	5,888.34	107.06 %
Fund: 610 - CH JAIL INT. & SINK. FUND						
695 - MISCELLANEOUS	992,035.00	992,035.00	0.00	977,186.14	14,848.86	1.50 %
Fund: 610 - CH JAIL INT. & SINK. FUND Total:	992,035.00	992,035.00	0.00	977,186.14	14,848.86	1.50 %
Fund: 710 - PERMANENT IMPROVEMENT FUND						
695 - MISCELLANEOUS	420,000.00	504,693.77	13,476.64	232,105.05	272,588.72	54.01 %
Fund: 710 - PERMANENT IMPROVEMENT FUND Total:	420,000.00	504,693.77	13,476.64	232,105.05	272,588.72	54.01 %
Fund: 740 - TOBACCO SETTLEMENT FUND						
690 - COMMUNITY CORRECTIONS ASST.	20,200.00	20,200.00	0.00	20,200.00	0.00	0.00 %
695 - MISCELLANEOUS	54,500.00	54,500.00	0.00	27,000.00	27,500.00	50.46 %
Fund: 740 - TOBACCO SETTLEMENT FUND Total:	74,700.00	74,700.00	0.00	47,200.00	27,500.00	36.81 %

Budget Report

For Fiscal: 2017-2018 Period Ending: 06/30/2018

Departmen...	Original Total Budget	Current Total Budget	Period Activity	Fiscal Activity	Variance Favorable (Unfavorable)	Percent Remaining
Fund: 750 - COURTHOUSE MAINTENANCE						
695 - MISCELLANEOUS	10,000.00	10,000.00	0.00	11,051.00	(1,051.00)	-10.51 %
Fund: 750 - COURTHOUSE MAINTENANCE Total:	10,000.00	10,000.00	0.00	11,051.00	(1,051.00)	-10.51 %
Fund: 850 - OPEB TRUST FUND						
000 - NON-DEPARTMENTAL	0.00	0.00	638.91	5,103.41	(5,103.41)	0.00 %
Fund: 850 - OPEB TRUST FUND Total:	0.00	0.00	638.91	5,103.41	(5,103.41)	0.00 %
Fund: 890 - DA SPECIAL FUND						
810 - DA HOT CHECK FUND	32,000.00	32,000.00	710.49	5,823.12	26,176.88	81.80 %
820 - DA FORFEITURE FUND	14,000.00	14,000.00	100.00	12,890.29	1,109.71	7.93 %
830 - DA STATE SALARY SUPPLEMENT	22,500.00	22,500.00	2,782.13	18,517.96	3,982.04	17.70 %
840 - PRE-TRIAL DIVERSION PROGRAM	0.00	18,000.00	0.00	0.00	18,000.00	100.00 %
Fund: 890 - DA SPECIAL FUND Total:	68,500.00	86,500.00	3,592.62	37,231.37	49,268.63	56.96 %
Fund: 940 - EMPLOYEE BENEFIT TRUST FUND						
000 - NON-DEPARTMENTAL	0.00	0.00	338,076.30	2,553,653.91	(2,553,653.91)	0.00 %
Fund: 940 - EMPLOYEE BENEFIT TRUST FUND Total:	0.00	0.00	338,076.30	2,553,653.91	(2,553,653.91)	0.00 %
Report Total:	29,076,361.00	30,907,569.66	2,744,754.45	22,948,946.67	7,958,622.99	25.75 %

Fund Summary

Fund	Original Total Budget	Current Total Budget	Period Activity	Fiscal Activity	Variance Favorable (Unfavorable)	Percent Remaining
100 - GENERAL FUND	19,656,146.00	20,095,230.98	1,688,849.94	14,239,936.22	5,855,294.76	29.14 %
110 - JURY FUND	230,898.00	230,898.00	23,188.76	147,553.32	83,344.68	36.10 %
120 - HARRISON CO BAIL BOND BOA	6,000.00	6,000.00	0.00	0.00	6,000.00	100.00 %
140 - ROAD & BRIDGE FUND	4,800,073.00	4,803,350.00	371,529.18	2,431,677.64	2,371,672.36	49.38 %
145 - ROAD DAMAGE FUND	30,000.00	30,000.00	1,562.93	18,131.43	11,868.57	39.56 %
180 - EMERGENCY OPERATION FUN	1,000.00	1,000.00	0.00	0.00	1,000.00	100.00 %
200 - ELECTION CONTRACTS FUND	0.00	0.00	6,160.39	25,950.45	(25,950.45)	0.00 %
220 - CONSTABLES-TRAIN/FORF FUN	0.00	16,985.91	497.55	3,436.97	13,548.94	79.77 %
240 - AIRPORT MAINTENANCE FUNI	197,100.00	197,100.00	14,829.00	98,764.95	98,335.05	49.89 %
260 - TAX COLL. V.I.T. FUND	11,600.00	11,600.00	0.00	1,420.42	10,179.58	87.76 %
270 - HARRISON COUNTY YOUTH EN	96,466.00	96,466.00	0.00	71,421.99	25,044.01	25.96 %
300 - JUSTICE TECHNOLOGY FUND	54,520.00	54,520.00	160.00	6,799.94	47,720.06	87.53 %
310 - DISTRICT COURT RECORDS TEC	4,050.00	4,050.00	0.00	0.00	4,050.00	100.00 %
320 - COUNTY & DISTRICT COURT TE	3,000.00	3,000.00	0.00	0.00	3,000.00	100.00 %
330 - CASE MANAGER FUND	19,521.00	19,521.00	1,016.70	6,431.72	13,089.28	67.05 %
410 - LAW LIBRARY FUND	60,600.00	60,600.00	4,673.01	28,174.34	32,425.66	53.51 %
420 - CJAD - PRE-TRIAL SERVICES	0.00	79,462.00	7,290.75	45,557.31	33,904.69	42.67 %
430 - CJAD - COMM. SERVICE REST.	0.00	83,131.00	5,821.83	40,128.52	43,002.48	51.73 %
440 - CJAD - BASIC SUPERVISION	0.00	1,106,574.00	66,971.65	501,619.06	604,954.94	54.67 %
450 - JUVENILE SERVICES FUND	1,224,871.00	1,224,871.00	123,840.40	862,445.42	362,425.58	29.59 %
460 - JUVENILE GRANT FUND	523,203.00	523,203.00	56,865.47	417,701.02	105,501.98	20.16 %
490 - COUNTY GRANT FUND	102,839.00	102,839.00	0.00	3,557.63	99,281.37	96.54 %
500 - RECORDS PRESERVATION	146,600.00	146,600.00	6,800.00	54,400.00	92,200.00	62.89 %
510 - COUNTY RECORDS PRESERVAT	42,250.00	42,250.00	0.00	2,250.00	40,000.00	94.67 %
511 - RECORD ARCHIVES FUND	135,000.00	135,000.00	0.00	0.00	135,000.00	100.00 %
512 - VITAL ARCHIVES FUND	10,000.00	10,000.00	0.00	0.00	10,000.00	100.00 %
513 - DISTRICT CLERK RECORDS MGI	30,000.00	30,000.00	0.00	16,000.00	14,000.00	46.67 %
515 - CC PRESERVATION HB3637 FU	6,000.00	6,000.00	0.00	1,051.57	4,948.43	82.47 %
550 - SECURITY FUND	102,589.00	102,589.00	9,217.20	61,394.21	41,194.79	40.16 %
551 - SUB-COURTHOUSE SECURITY I	7,000.00	7,000.00	0.00	0.00	7,000.00	100.00 %
560 - COURT-INITIATED GUARDIANS	4,300.00	4,300.00	0.00	0.00	4,300.00	100.00 %
570 - 6TH COURT OF APPEALS FUNC	5,500.00	5,500.00	(304.78)	(388.34)	5,888.34	107.06 %
610 - CH JAIL INT. & SINK. FUND	992,035.00	992,035.00	0.00	977,186.14	14,848.86	1.50 %
710 - PERMANENT IMPROVEMENT I	420,000.00	504,693.77	13,476.64	232,105.05	272,588.72	54.01 %
740 - TOBACCO SETTLEMENT FUND	74,700.00	74,700.00	0.00	47,200.00	27,500.00	36.81 %
750 - COURTHOUSE MAINTENANCE	10,000.00	10,000.00	0.00	11,051.00	(1,051.00)	-10.51 %
850 - OPEB TRUST FUND	0.00	0.00	638.91	5,103.41	(5,103.41)	0.00 %
890 - DA SPECIAL FUND	68,500.00	86,500.00	3,592.62	37,231.37	49,268.63	56.96 %
940 - EMPLOYEE BENEFIT TRUST FU	0.00	0.00	338,076.30	2,553,653.91	(2,553,653.91)	0.00 %
Report Total:	29,076,361.00	30,907,569.66	2,744,754.45	22,948,946.67	7,958,622.99	25.75 %

HARRISON COUNTY, TEXAS
Indebtedness
As of 6/30/2018

General Obligations	Original Issue Amount		Outstanding as of 06/30/18
2016 General Obligation Refunding Bonds	\$2,830,000.00	*	\$2,035,000.00
2013 Energy Savings Proj #009	\$1,050,000.00	*	\$723,692.48
2013 Secured Equipment #010	\$188,631.00	*	\$58,251.61
2013 Secured Equipment #011	\$150,006.90	*	\$46,324.01
Total Principal Debt Obligation			<u><u>\$2,863,268.10</u></u>

As of June 2018, we anticipate the Outstanding Balance as of 9-30-2018 to be \$2,848,156.